



SHEBOYGAN AREA
— SCHOOL DISTRICT —

NOTE: This meeting will be held in the Boardroom.

**Starting/ending times may vary*

Tuesday, March 12, 2024

Starting Time: 6:20 p.m. – 6:30 p.m.

CHAIR: Mr. Burg

MEMBERS: Ms. Ruiz-Harrison, Vice Chair
Ms. Robbins
Mr. Laster

(a quorum of the Board may be present)

The Facilities/Recreation/Theatre Committee meeting will be held in the Board of Education meeting room, 3330 Stahl Road, Sheboygan, Wisconsin on **Tuesday, March 12, 2024 at 6:20 p.m.** The following items will be presented for consideration at that time:

Please note some Board members may be participating in this Board meeting via teleconference or other remote access technology. Members of the public who attend the meeting will be able to hear any open session dialogue between such members and the Board members present in the Boardroom. In addition, the District is offering audio and video access to the meeting via phone connection by calling 1-312-626-6799 with meeting ID: 869 2383 2248 and Passcode: 097199 or <https://us06web.zoom.us/j/86923832248?pwd=yufRbAz8O5Iat0EW8a3XGrGEV3Emut.1> at the scheduled meeting time.

**REPORT TO THE FACILITIES/RECREATION/THEATRE COMMITTEE
AGENDA**

- 5 Min. 1. **COMMUNITY RECREATION DEPARTMENT PARTICIPATION REPORT – Mr. John Koehler**
(Information)

Administration will present the Community Recreation Department program enrollment information for the past three years.

- 2 Min. 2. **SHEBOYGAN THEATRE COMPANY FINANCIAL REPORT – Mr. John Koehler** (Action)

Administration recommends the acceptance of the Sheboygan Theatre Company Financial Report through January 31, 2024.

- 2 Min. 3. **COMMUNITY RECREATION DEPARTMENT FINANCIAL REPORT – Mr. John Koehler** (Action)

Administration recommends the acceptance of the Community Recreation Department Financial Report through January 31, 2024.

- 1 Min. 4. **FACILITY PERMIT REPORT – Mr. John Koehler** (Information)

Administration will present the Facility Permit Report through February 29, 2024.



Sheboygan Area School District Community Recreation Department Enrollment Comparison Report

**Community Recreation Department
FALL Program Insert**

OFFICE: 3330 Stahl Road, Sheboygan • 920-459-3773
Online will open at 8:00am on Wednesday, August 30
Register at www.sheboyganrec.com
Walk-in and phone registration will be accepted starting at Noon



ADULT SOCCER
Another season open soccer on our amazing artificial turf outdoor "stadium" soccer field at Horace Mann Soccer Complex (2820 Union Ave). Pre-registration is encouraged, but drop-ins allowed. Adults 18 and older.

WEDNESDAYS & FRIDAYS 7:15-9:15pm
Aug 23 - Sept 29

\$56.00 Resident | \$84.00 Non-Resident
7 week session | Code 10390

WEDNESDAYS & FRIDAYS 7:15-9:15pm
October 4-27

\$32.00 Resident | \$48.00 Non-Resident
4 week session | Code 10391

DROP IN VOLLEYBALL
Horace Mann Middle School Gyms

HIGH SCHOOL
TUESDAYS 6:30-8:00 pm
Oct 10-Dec 5 (No 11/21)

ADULT (No High School Students)
WEDNESDAYS 6:30-8:30pm
Oct 11 - Dec 6 (no 11/22)

\$3.00 Resident | \$4.00 Non-Resident
Limit to 42 participants. ID required for admission.

ADULT KICKBALL LEAGUES
10 vs 10, fun and competitive outdoor kickball league with games played on local baseball fields. Games are scheduled once per week beginning at 5:00pm. All leagues have a referee provided and standings kept. Adults 18+ and not currently in high school. Form your own teams.

Deadline: August 17

THURSDAY NIGHTS Sept 7 - Oct 19
Team Fee \$125.00

ADULT VOLLEYBALL LEAGUES
Form your own team. One official for all leagues.
Deadline: August 23

WOMEN'S A, B+, C
MONDAYS Sept 11 - Nov 27

CO-ED A/B AND C
TUESDAYS Sept 12 - Nov 28

Team Fee \$180.00
\$10.00 extra with a max of \$40.00 for each Non-Resident

ADULT FLAG FOOTBALL LEAGUES
5 on 5 Flag football- Form your own team
Deadline: August 25

SATURDAY MORNINGS/EARLY AFTERNOONS
Sept 16 - Oct 28
Team Fee \$200.00



ADULT WEAVING CLASSES
This program provides instruction for the Beginner and the Advanced Beginner levels. Students will be assisted in setting the loom. After completing basic projects students will be able to develop individual projects under the guidance of Nancy, the instructor.

MONDAY AFTERNOONS Noon - 3:30pm
Sept 18 - Nov 20
Code:10578

MONDAY EVENINGS 5:45 - 9:15 pm
Sept 18 - Nov 20
Code:10579

THURSDAY MORNINGS 9:00am - 12:30pm
Sept 14 - Nov 16
Code:10580

YOUTH VOLLEYBALL INSTRUCTION
Cooper Gym
Girls and boys will learn the fundamentals of volleyball from experienced instructors. All ability levels are welcome!

GRADES 3/4
THURSDAYS 5:30-7:00pm
September 21-Oct 26
Code:10576

GRADE 5/6
TUESDAYS 5:30-7:00pm
October 3-November 14
Code:10577

Community Recreation Department Winter/Spring Program Insert
Office location: 3330 Stahl Road, Sheboygan • 920-459-3773
On-line will open at 8:00am on Thursday, December 15
Register at www.sheboyganrec.com
Walk in and phone registration will be accepted starting at Noon

SPRING BREAK SPORTS WEEK
Longfellow Elementary Gym - 819 Kentucky Avenue
Ages 5-7 • 9:00-10:00am | Ages 8-10 • 10:15am-11:15pm
Fee per day: \$5.00 resident • \$7.00 non-resident
\$20.00 for all week for resident • \$28.00 non-resident
Space is limited so register early to ensure your spot.

Monday, March 27 • Flag Football
Tuesday, March 28 • Gym Class Games
Wednesday, March 29 • Basketball
Thursday, March 30 • Wiffleball
Friday, March 31 • Craft Day

GYMNASTICS
Program is designed to introduce youngsters to basic tumbling and gymnastic skills. Activities will be geared to the ability of the individual. Child must be toilet trained if not in a Parent/Child class.

Saturdays, April 8-May 20 at South High

2/3 year old Parent/Child	8:30-9:00am	Code: 10340
4 year old	9:15-9:45am	Code: 10341
5/6 Beginners	10:00-10:45am	Code: 10342
5/6 Intermediate	11:00-11:45am	Code: 10343
7-12 year old	12:00-1:00pm	Code: 10344

\$16.00 resident • \$28.00 non-resident



YOUTH VOLLEYBALL INSTRUCTION
Girls and boys will learn the fundamentals of volleyball from experienced instructors. All ability levels are welcome!

Grades 3/4	Monday 6:00-7:30pm • March 6 – April 17	Code: 10351
Grades 5/6	Tuesday 6:00-7:30pm • March 7 – April 18	Code: 10352

Cooper Elementary School Gym
2014 Cooper Avenue
\$18.00 resident • \$27.00 non-resident

SATURPLAY AT EARLY LEARNING CENTER (ELC)
Your children ages 2-5 can play on the amazing indoor age appropriate equipment at the ELC. Parents are required to stay and supervise their children. Space is limited so pre-registration for all 6 Saturdays (\$36/family) or individual Saturday's (\$6/family) of your choice is strongly recommended. Drop-ins are based on availability/capacity.

\$8.00/family resident Drop-in • \$12.00/family non-resident drop-in

Jan 7, Jan 21, Feb 4, Feb 18, Mar 4, Mar 25 • 8:45-10:30am or 10:45am-12:30pm
Family Fee for all 6 Saturdays is \$36.00 resident • \$52.60 non-resident

FOLLOW US... on Facebook at Sheboygan Community Recreation Department and Instagram sheboyganrecreationdept

**Community Recreation Department
SUMMER Program Insert**

OFFICE: 3330 Stahl Road, Sheboygan • 920-459-3773
Online will open at 8:00am on Monday, May 1
Register at www.sheboyganrec.com
Walk-in and phone registration will be accepted starting at Noon



SUMMER FUN ACTIVITIES

This summer's program offers over 20 new Summer Adventure classes and over 85 different classes in total ranging from academics to the arts and everything in between for students entering 4K through 12th grade.

- Students entering four-year-old kindergarten (4K) can sign up for Tyke Tyne Junior, which includes games, crafts, outdoor activities and more at the Early Learning Center.
- Students can sign up for Tyke Tyne (Kindergarten - 2nd Grade) offered at elementary schools throughout the district, where students participate in games, crafts, outdoor activities and more.
- For elementary school students, Summer Adventures offers something for everyone with classes like Gross Science, Ping Pong, Disc Golf, Kids Yoga, Rocketry, and Coding. Courses are offered at elementary schools throughout the district.
- Middle and high school students also have options like Geocaching, variety of different sports offerings, and more.
- Families will use Skyward Family Access to register for summer school classes. Directions are posted on the summer school website. All summer school courses are free. Course descriptions are posted online at <https://www.sheboygan.k12.wi.us/programs/summer-school>

**Community Recreation Department
Summer/Fall Open Soccer**

The Community Recreation Department is offering another season of open soccer on our amazing artificial turf outdoor "Stadium" soccer field at the Horace Mann soccer complex: 2820 Union Avenue. Pre-registration for each session is encouraged. Drop-in players are \$6 per night. Adults 18+

SESSION 1 (9 weeks - 17 nights)	TUES & THUR	CODE 10389	COST \$64 Resident \$96.00 Non-Resident
SCHEDULE	7 June 13 & 14 June 15		7:45pm-9:45pm
	7 June 20 & 19 June 22		7:45pm-9:45pm
	7 June 27 - 18 August 10 (7 July 4 OFF)		6:15pm-8:15pm
SESSION 2 (7 weeks - 14 nights)	WED & FRI	CODE 10390	COST \$56 Resident \$84.00 Non-Resident
SCHEDULE	14 August 16 - 7 September 29		7:45pm-9:45pm
SESSION 3 (4 weeks - 8 nights)	WED & FRI	CODE 10391	COST \$32 Resident \$48.00 Non-Resident
SCHEDULE	14 October 4 - 7 October 28		7:45pm-9:45pm

CARNIVAL

SUMMER CARNIVALS
An Economical Night of Family Fun!

June 28 at Cooper
July 13 at James Madison
July 26 at Farnsworth

All Carnivals held from 6:00-8:00pm

TICKETS ONLY 10¢ EACH!



SHEBOYGAN AREA
 SCHOOL DISTRICT
 COMMUNITY RECREATION

Introducing the Staff



Mr. John Koehler
Director

Facility use/Rentals/Maintenance
 Lakeshore United FC Board
 Sheboygan Theatre-Advisory Committee
 Adult Enrichment programs
 Team league sponsorships/Grants



Recreation Supervisor

Land and Water Fitness
 Fitness Centers
 Summer Adventures
 Aquatics



Mr. Troy Schoblaske
Recreation Supervisor

Childcare/Kidstop
 MS/High School Sports
 Tennis
 Adult Athletics



Mr. Ryan Pawlisch
Recreation Supervisor

Childcare/Kidstop
 Youth Sports-Grades 3K- 5
 Creative Play
 Special Events



Ms. Patricia Roberts
Executive Director
 Sheboygan Theatre Company



SHEBOYGAN AREA
— SCHOOL DISTRICT —
COMMUNITY RECREATION

Introducing the Staff



Ms. Maren Levan

Administrative Assistant
Receptionist/Marketing-Part Time



Ms. Julie Xiong

Administrative Assistant
Financials



Ms. Lori Carrillo

Administrative Assistant
Facility Reservations



Mr. Austin Coss

Recreation Childcare Coordinator
Kidstop



Ms. Geri Rusch

Aquatics Coordinator



Mr. Tom Resch

Maintenance Foreman



Mr. Brian Opheim

Recreation 2/Custodian 2



SHEBOYGAN AREA
— SCHOOL DISTRICT —
COMMUNITY RECREATION

Mr. Mark Werner

Maintenance Specialist



SHEBOYGAN AREA
— SCHOOL DISTRICT —
COMMUNITY RECREATION

Community Recreation Department History

Began with the development of the playground program at Jefferson school in 1915.

Became a full time department in 1927.

109th year of providing recreation and leisure activities to the community.

CRD provides year-round comprehensive programs for all ages.

Active members of the Wisconsin Parks and Recreation Association and the National Parks and Recreation Association.





SHEBOYGAN AREA
— SCHOOL DISTRICT —
COMMUNITY RECREATION

Community Recreation Department Information



“Keeping the lights on” in SASD buildings CRD conducts programs in every SASD school from as early as 5:15a.m.- North/South Fitness Centers to 12:00 midnight- STC at Horace Mann.

CRD serves over 30,000 households within the Sheboygan Area School District and surrounding communities.

CRD maintains a master schedule for all SASD facilities.



Athletic Fields- Baseball, Softball

- ▶ **Cooper**
- ▶ **Farnsworth**
- ▶ **(3) Field of Dreams - Jaycee, American Legion, Hummitzsch - (field turf installed 2018)**
- ▶ **Kuehne Court**
- ▶ **(2) North High - West/East**
- ▶ **(2) South High - Baseball/Softball**
- ▶ **(2) Washington - North/South**
- ▶ **(2) Wilson - East/West**





Athletic Fields- Soccer

- ▶ **Cleveland** - (2 fields)
- ▶ **Cooper** - (2 fields)
- ▶ **Farnsworth**
- ▶ **Field of Dreams (FOD) Taylor/Saemann** (5 fields)
- ▶ **Field of Dreams (FOD) - H. Mann Taylor/Union** (9 fields)
- ▶ **FOD-H. Mann Field #1** - (Field turf project completed summer 2020)
- ▶ **Jackson**
- ▶ **Lincoln Erdman**
- ▶ **Longfellow** - (2 fields)
- ▶ **Pigeon River** - (2 fields)
- ▶ **Pigeon River Rec Center** - (4 instructional fields)
- ▶ **Wilson** - (2 fields)
- ▶ **Northeast Park** - (city maintains)
- ▶ **Optimist Park** - (7 instructional fields, city maintains)
- ▶ **Roosevelt Park** - (4 instructional fields, city maintains)

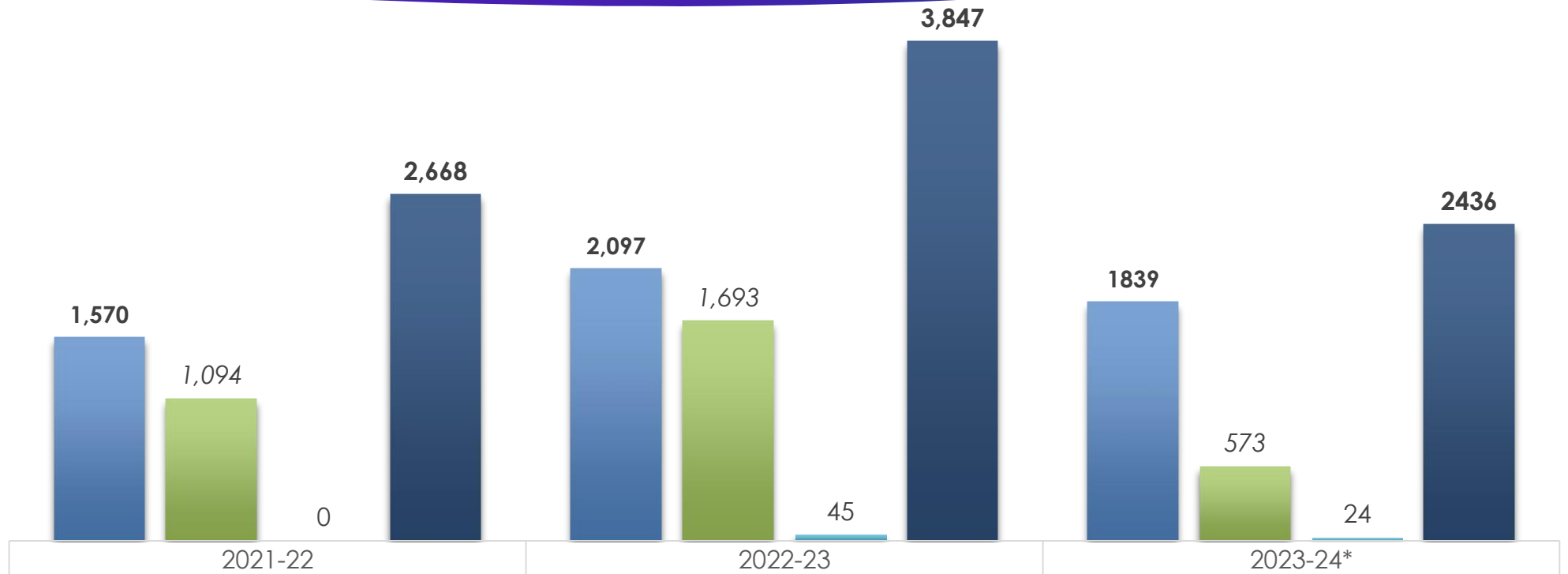




SHEBOYGAN AREA
 SCHOOL DISTRICT
 COMMUNITY RECREATION

Aquatics-Swim Lessons*

*2023-24 numbers only account for enrollment through March 1, 2024

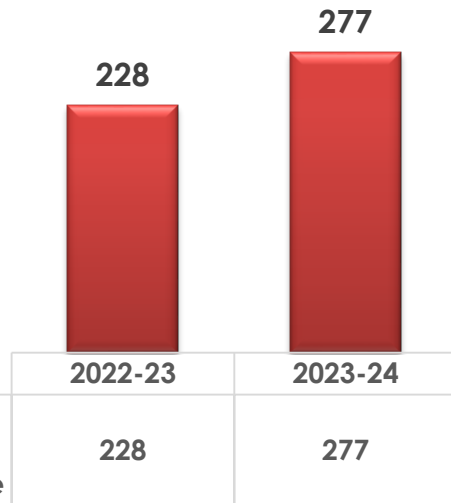


■ Youth Swim Lessons	1,570	2,097	1,839
■ Open Swims (Family)	1,094	1,693	573
■ Private Lesson Requests	0	45	24
■ Total	2,668	3,847	2,436

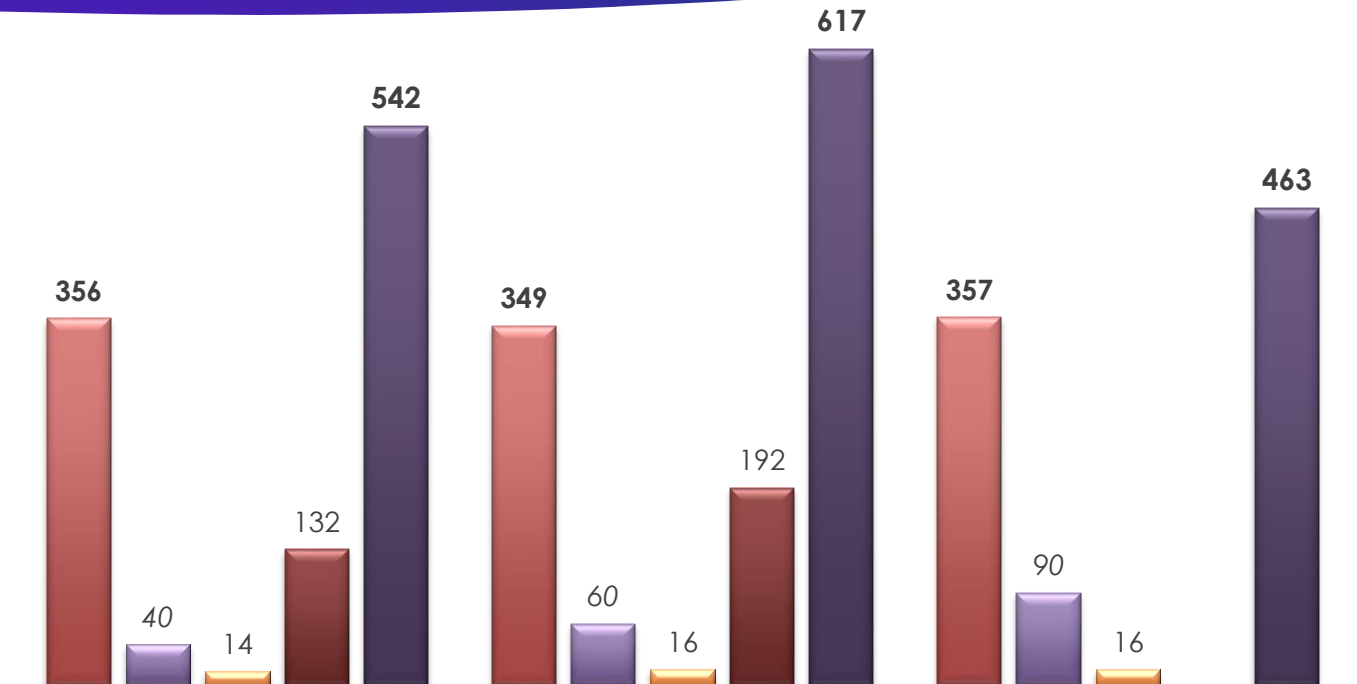


Basketball

Special Olympics CRD Basketball Invite



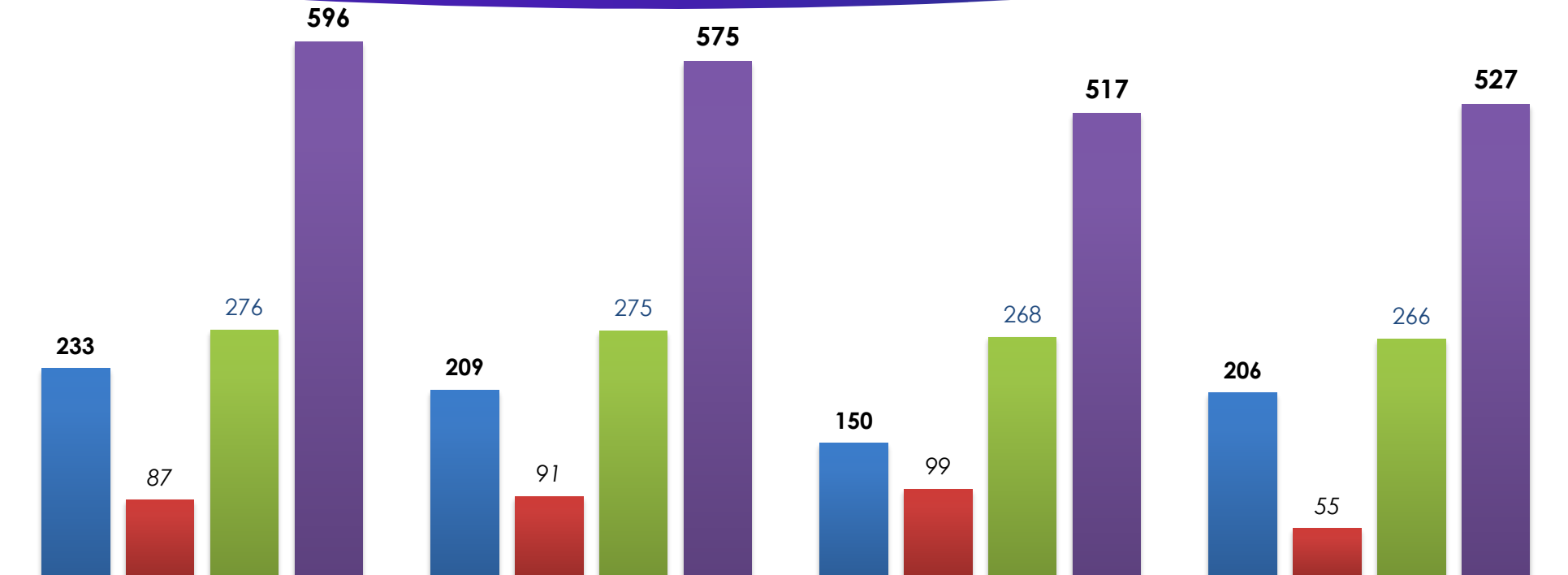
Special Olympics CRD Basketball Invite



■ Youth Grade K-6	356	349	357
■ Youth Grade 9-12	40	60	90
■ Adult League (# of teams)	14	16	16
■ Whiz Kids	132	192	
■ Total	542	617	463



Youth Baseball/Softball

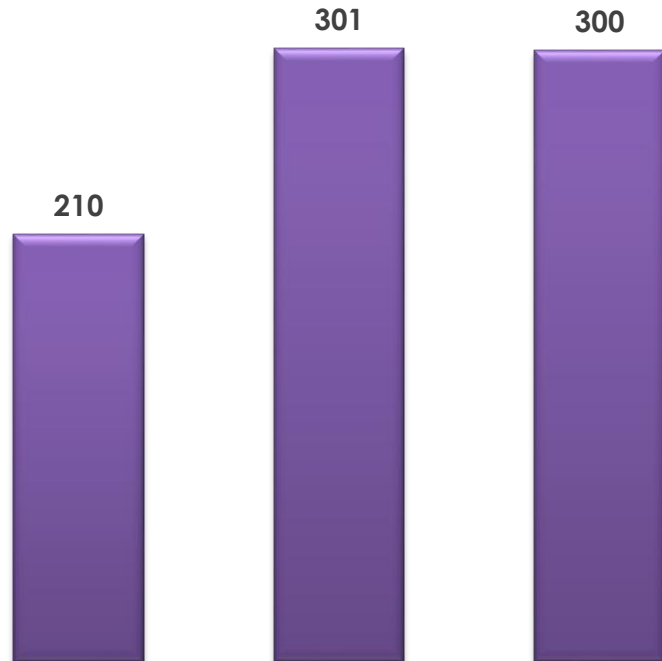


	2020	2021	2022	2023
■ 4K, K, 1st Coed Instructional	233	209	150	206
■ Girls Gr. 2-7 Fast Pitch Leagues	87	91	99	55
■ Youth Gr. 2-8 Baseball Leagues	276	275	268	266
■ Total	596	575	517	527



Gymnastics

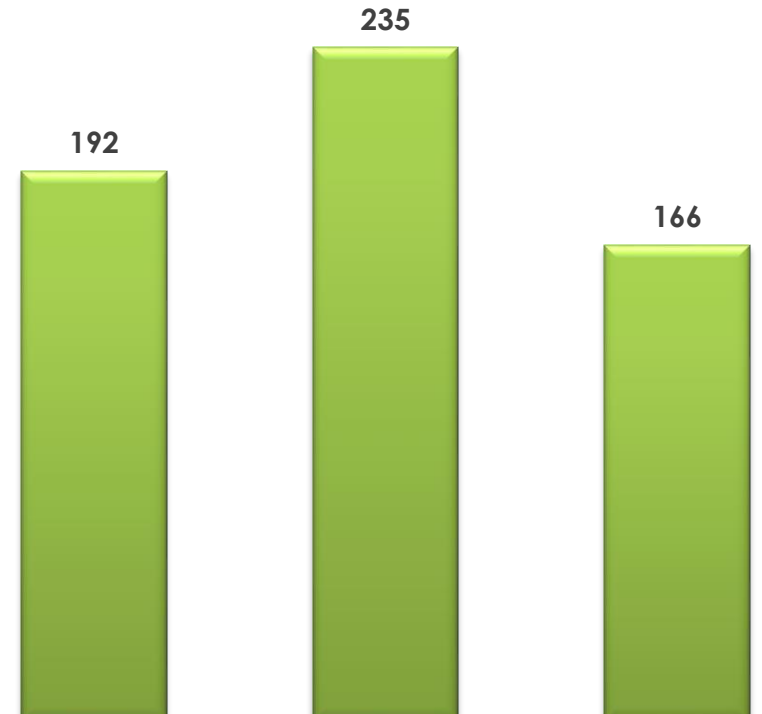
Tumbling Tots - Fall/Spring



■ Tumbling Tots - Fall/Spring

2021-22	2022-23	2023-24
210	301	300

Summer Gymnastics

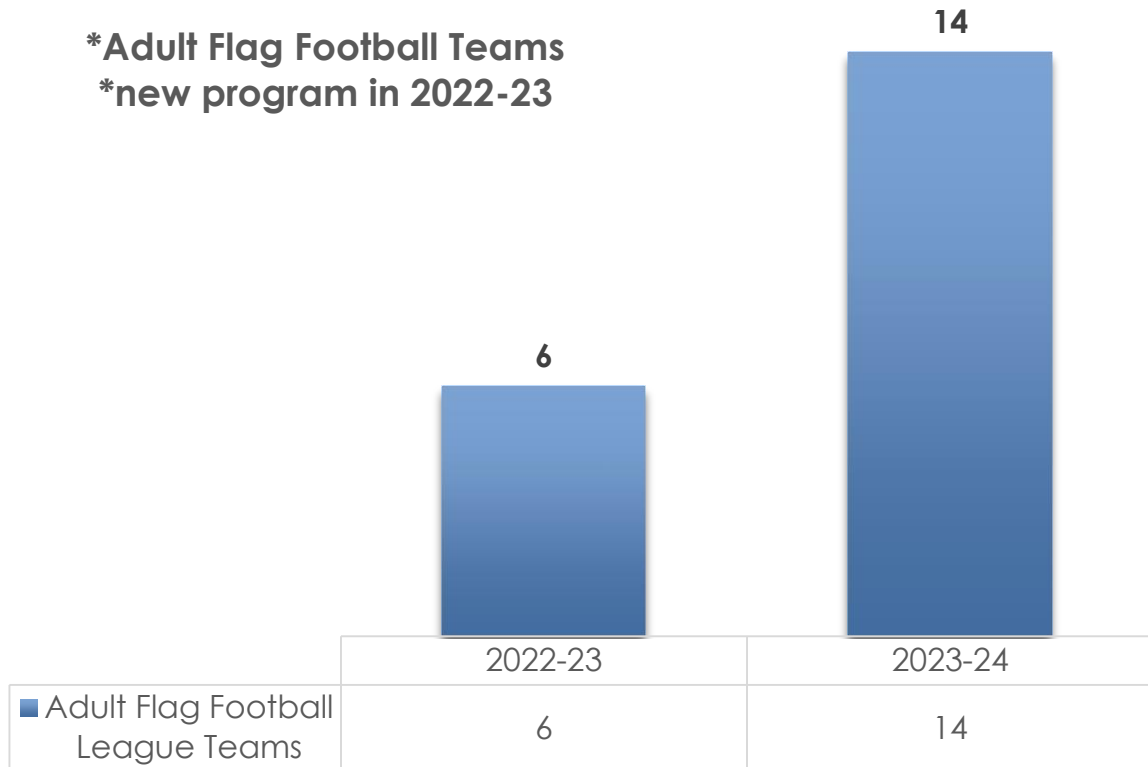


■ Summer

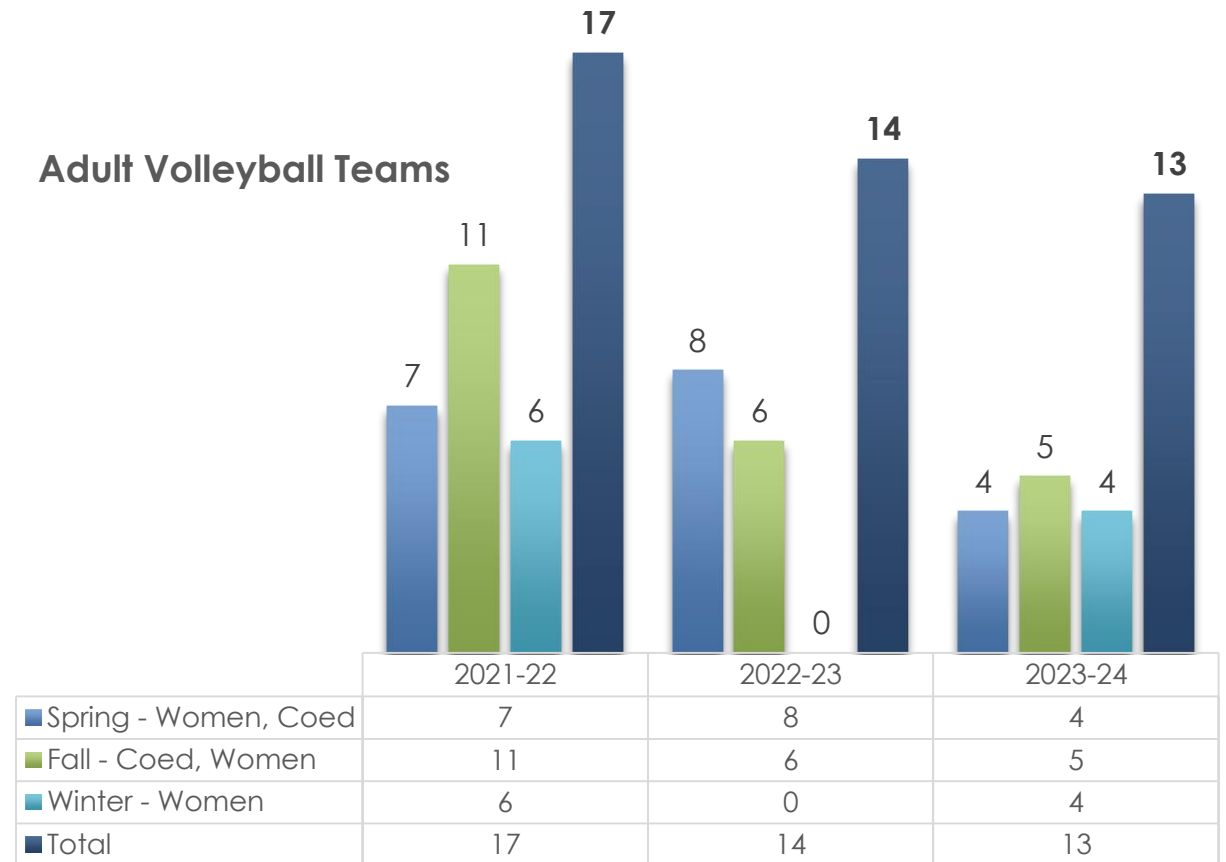
2021	2022	2023
192	235	166

Adult Flag Football, Volleyball

***Adult Flag Football Teams**
***new program in 2022-23**



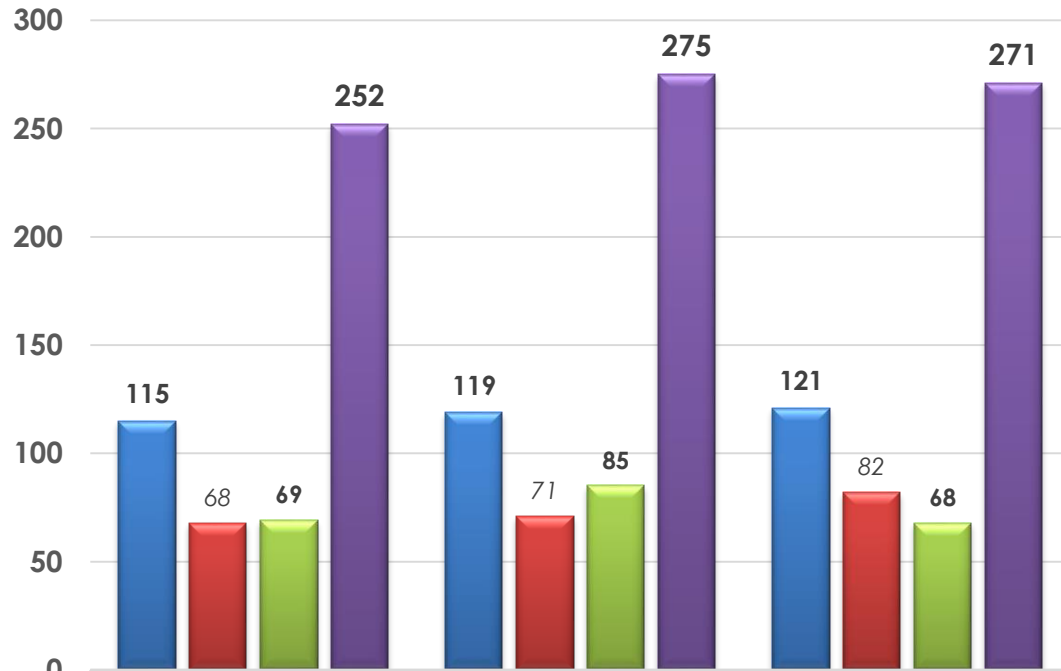
Adult Volleyball Teams





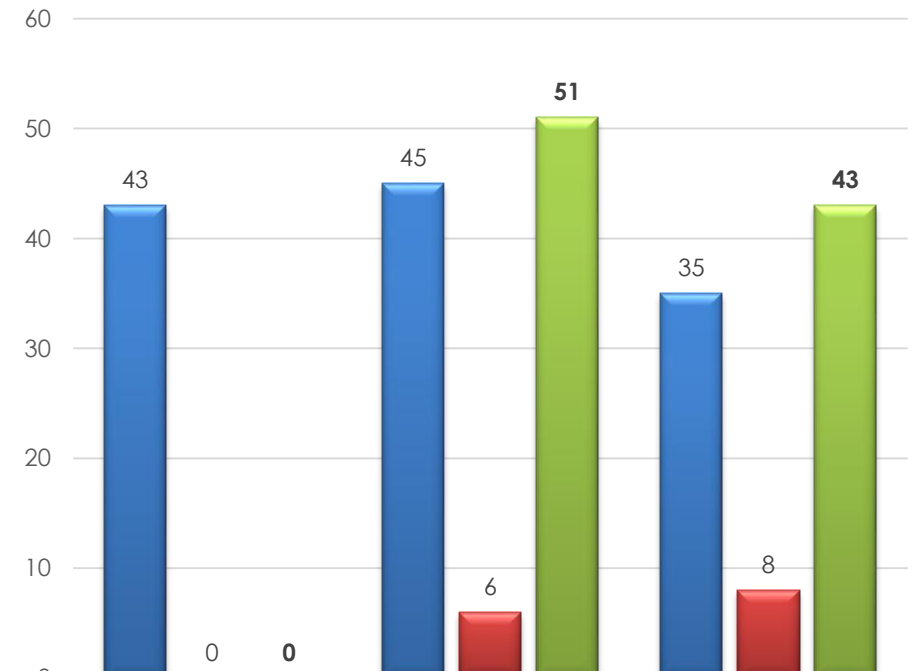
Youth Flag Football/Volleyball

Youth Flag Football



■ Grades 1-3	115	119	121
■ Grades 4-5	68	71	82
■ Grades 6-8	69	85	68
■ Total	252	275	271

Youth Volleyball

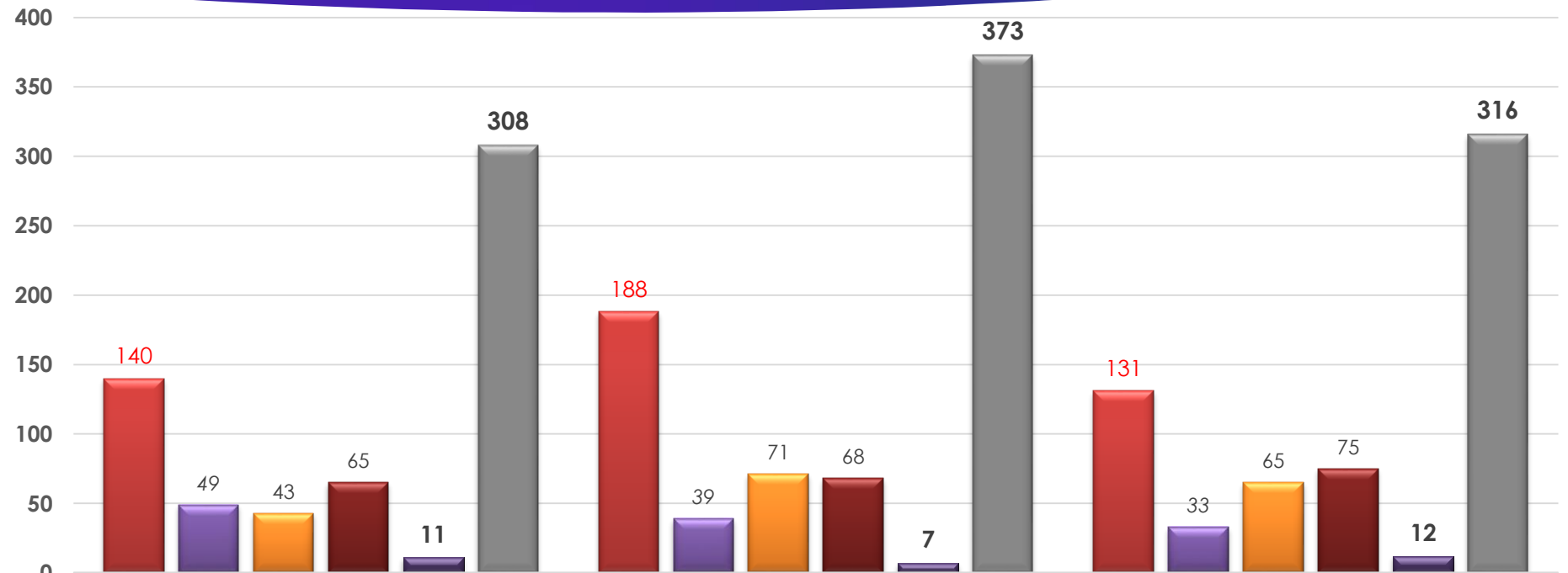


■ Girls Instruction	43	45	35
■ High School Coed League (teams)	0	6	8
■ Total	0	51	43



CRD/SCTA Tennis*

*2023-24 numbers only account for enrollment through March 1, 2024

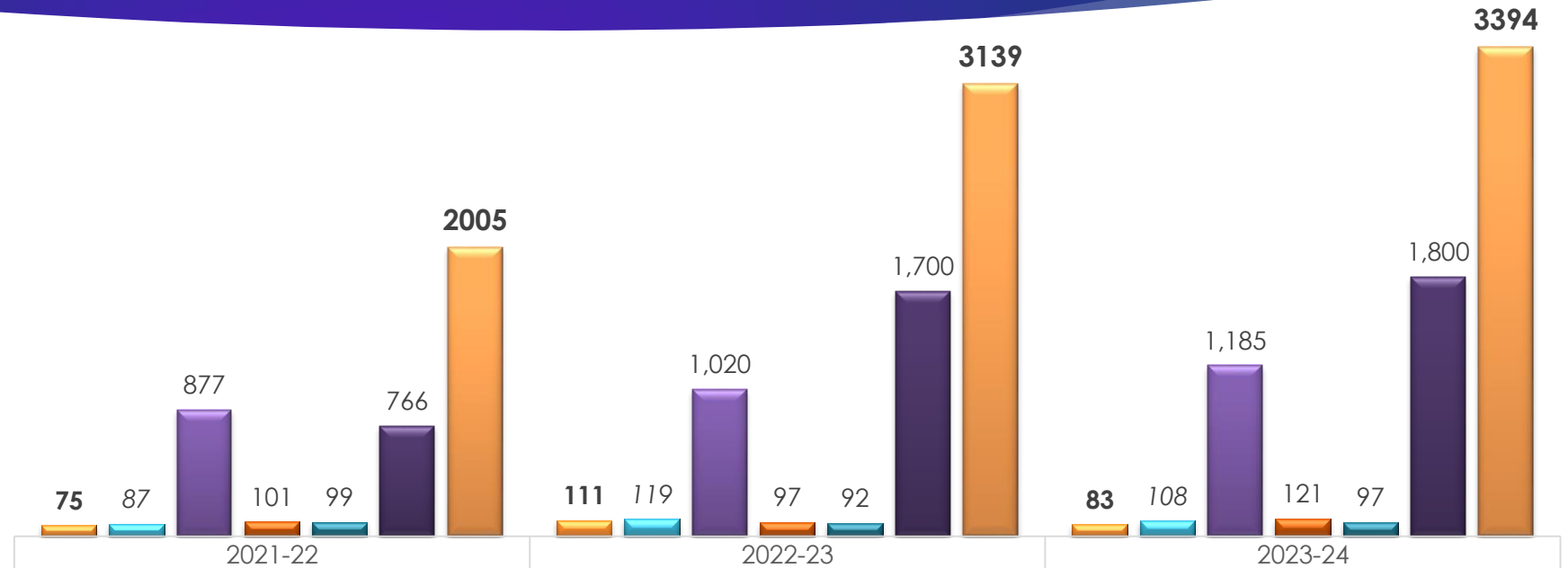


■ CRD Youth Instruction*	140	188	131
■ Sheb. Cnty. Tennis Assoc. (SCTA) (ages 6-14)*	49	39	33
■ SCTA Jr. League (ages 6-14)*	43	71	65
■ SCTA Doug Opel Mem. Tourney (Ages 6-18)	65	68	75
■ CRD Adult Leagues	11	7	12
■ Total	308	373	316



*CRD/*LUFC Soccer

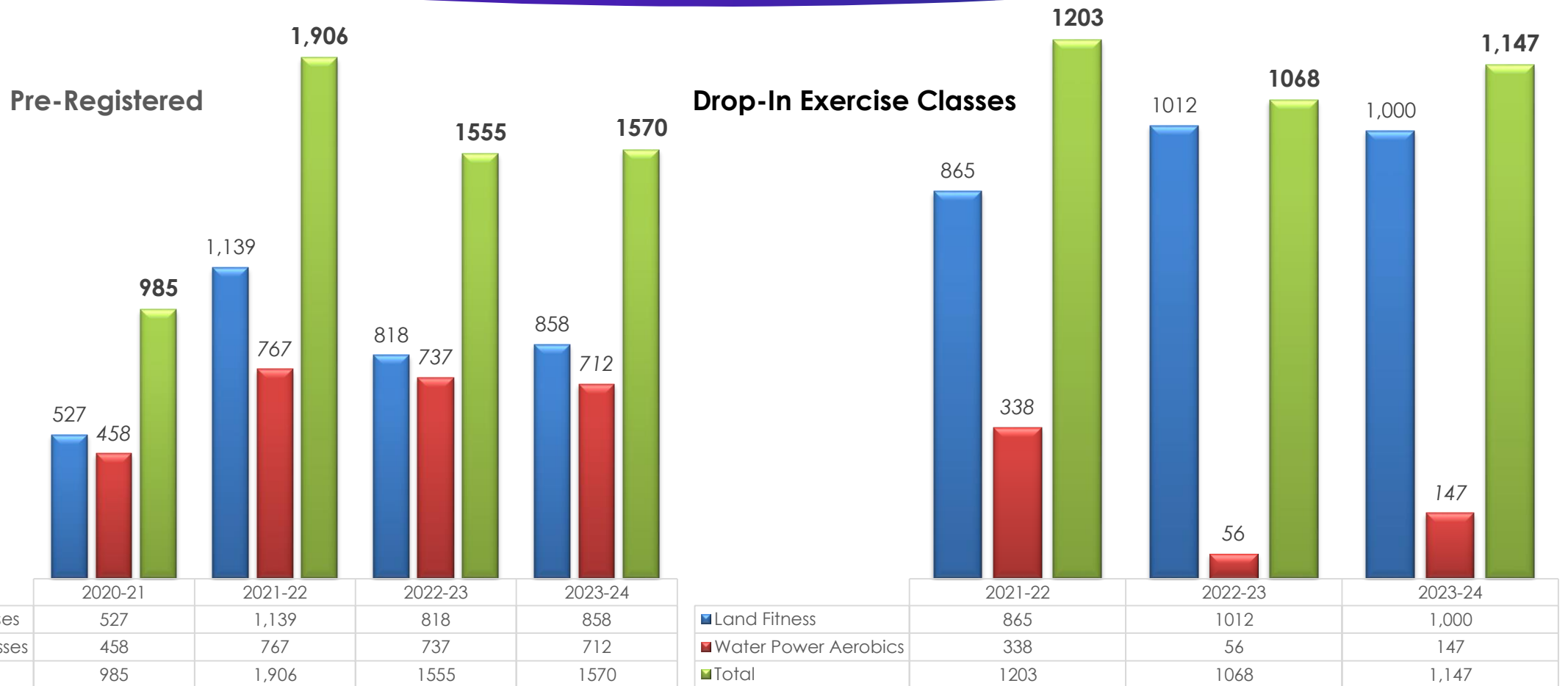
*2023-24 numbers only account for enrollment through March 1, 2024



■ CRD Instructional (PK/K) - Fall	75	111	83
■ CRD Instructional (PK/K) - Spring	87	119	108
■ LUFC Community and Select (Grade 1-8, HS)	877	1,020	1,185
■ LUFC Academy	101	97	121
■ LUFC Juniors (4K/5K)	99	92	97
■ LUFC Rec. Tournament (Ages 7-14)	766	1,700	1,800
■ Total	2005	3139	3394

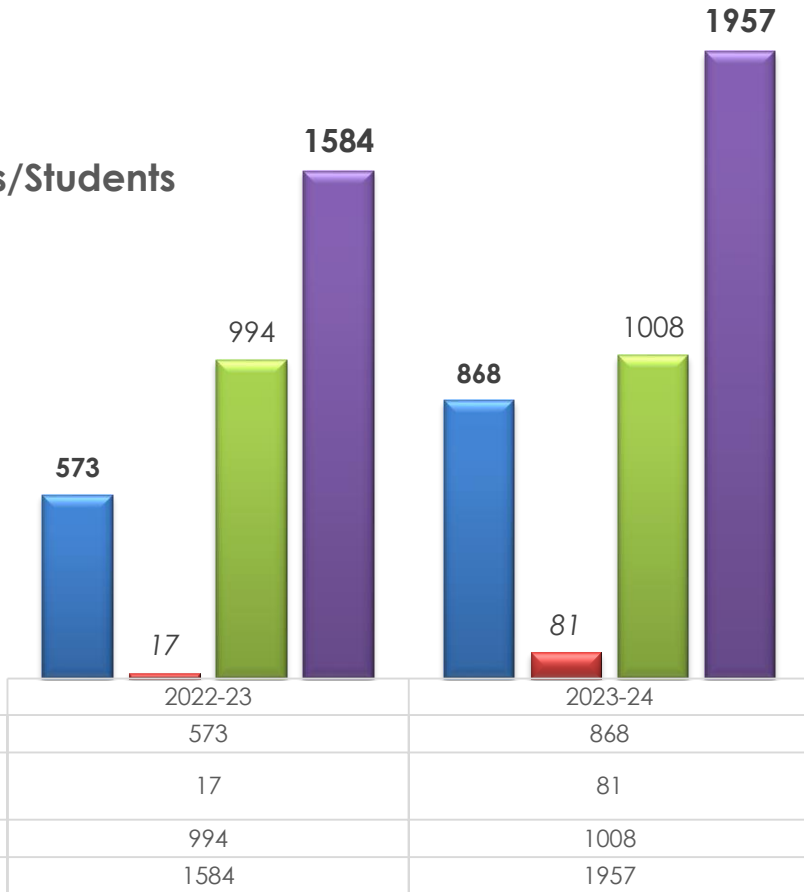
*Fitness Classes

*2023-24 numbers only account for enrollment through March 1, 2024

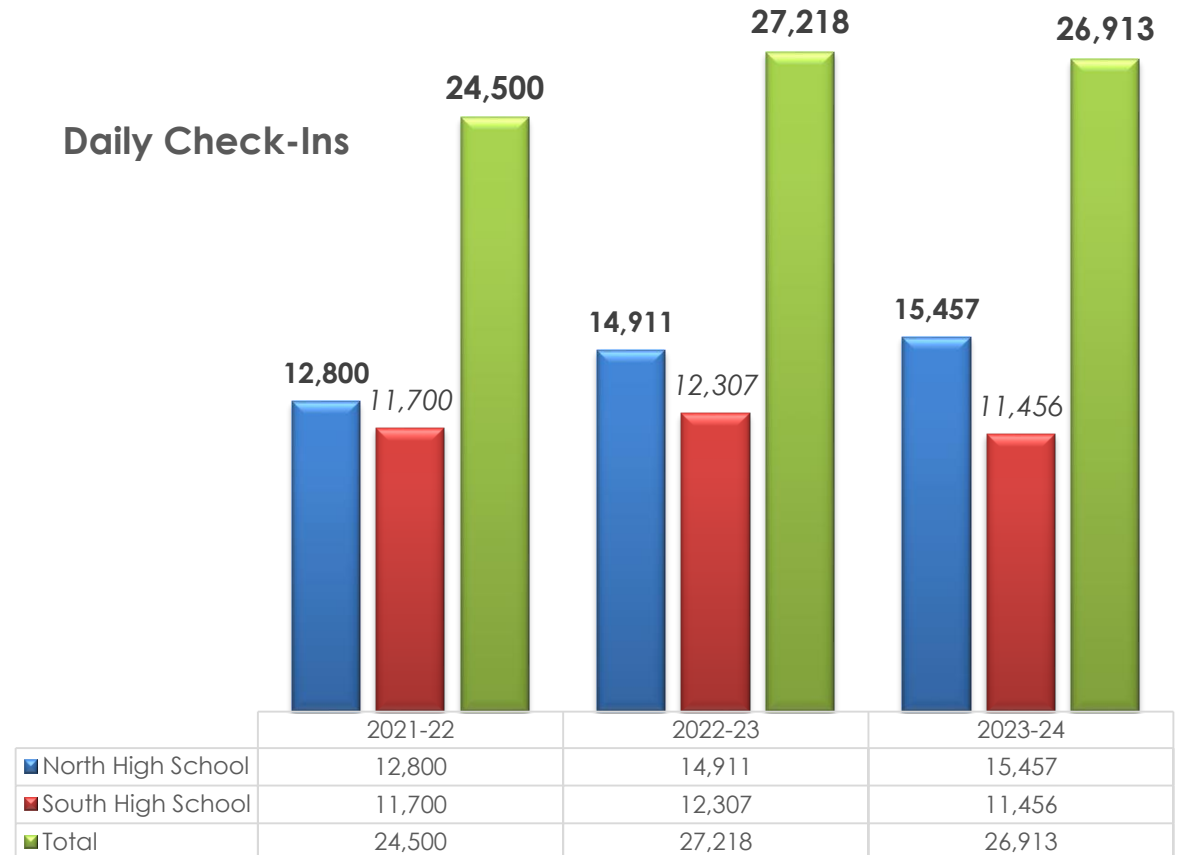


North and South Community Fitness Centers

Community Members/Students



Daily Check-Ins

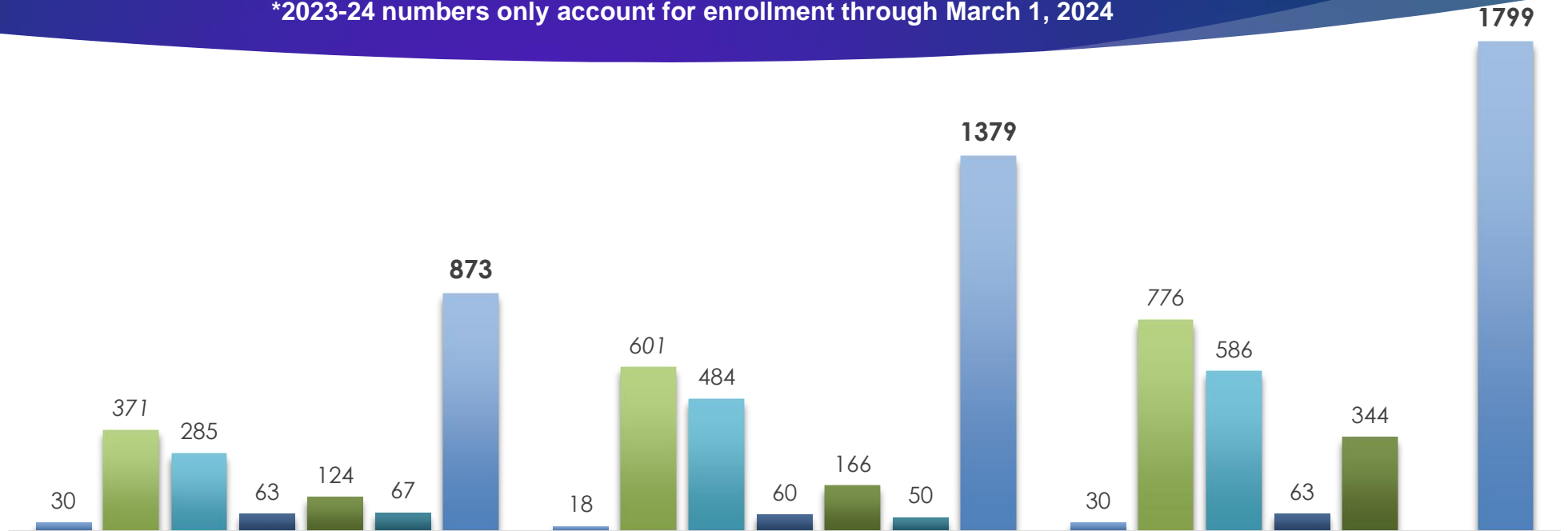




SHEBOYGAN AREA
SCHOOL DISTRICT
COMMUNITY RECREATION

Kidstop, other youth programs

*2023-24 numbers only account for enrollment through March 1, 2024

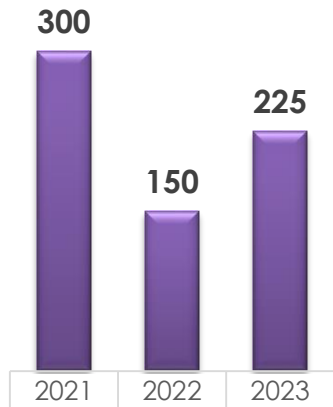


	2021-22	2022-23*	2023-24*
■ Creative Play* CRD/ELC/Special Ed.	30	18	30
■ Kidstop- School Year-After School	371	601	776
■ Kidstop- School Year-Before School	285	484	586
■ Summer Child Care	63	60	63
■ Saturplay*	124	166	344
■ Spring Break Activities*	67	50	
■ Total	873	1379	1799

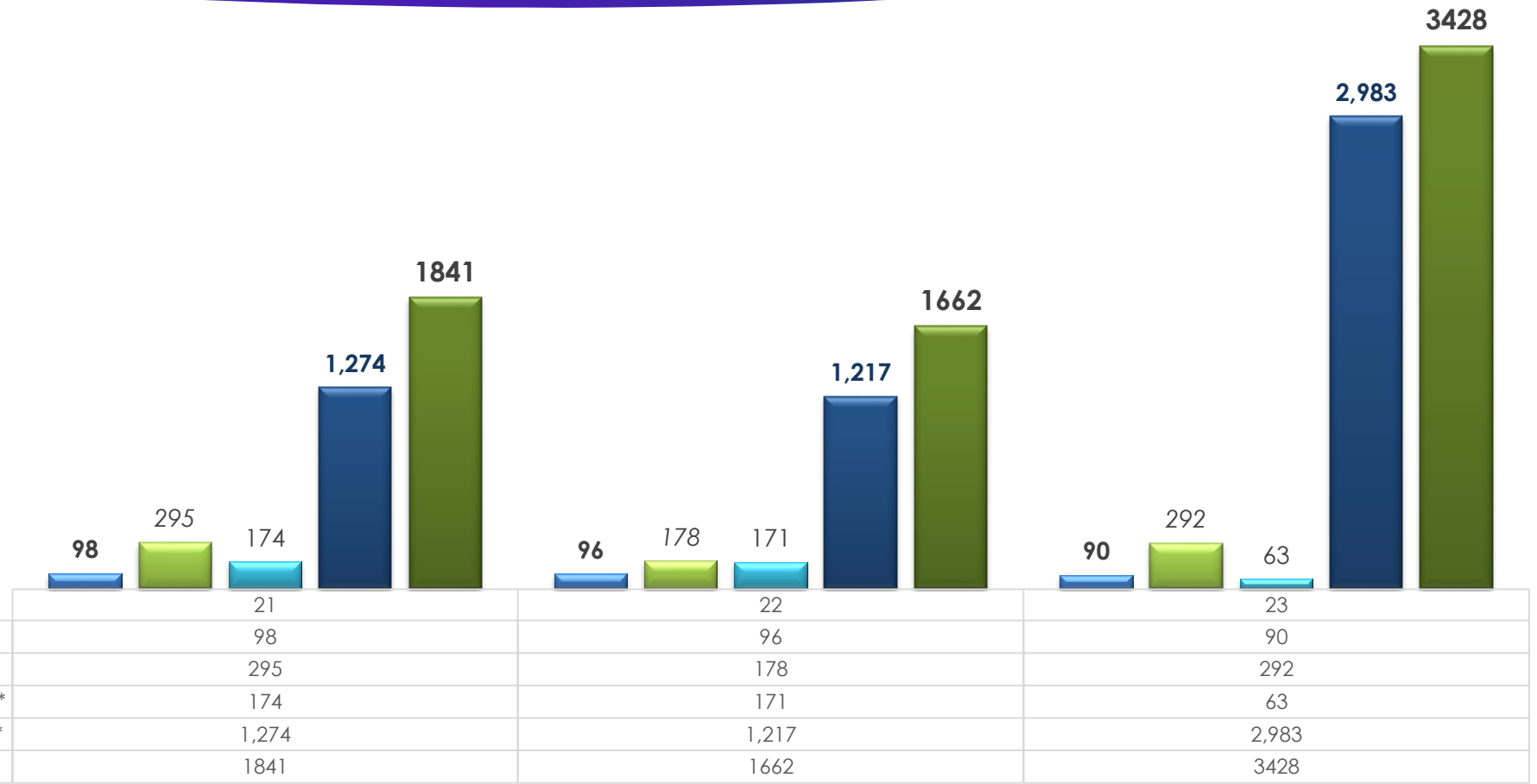


Summer Adventures/Movie Nights

Outdoor Movie Nights



Outdoor Movie Nights (Estimated)	300	150	225
----------------------------------	-----	-----	-----



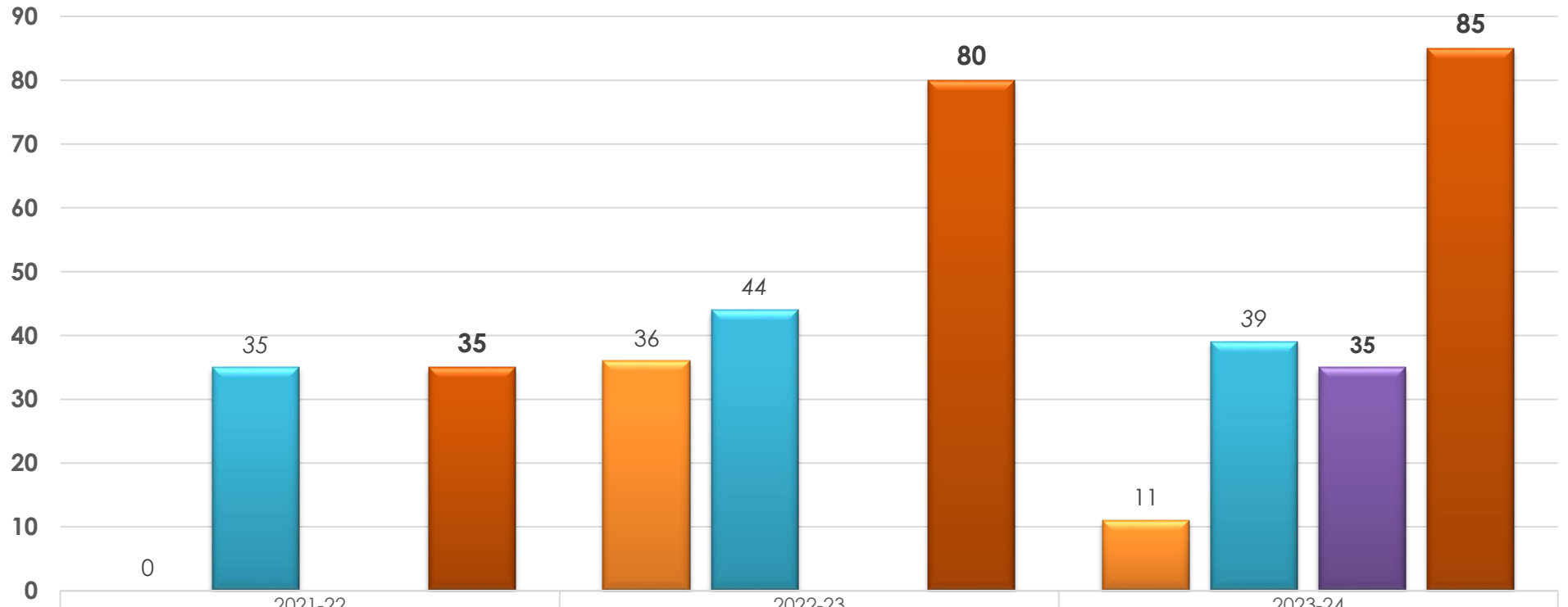
Summer Tyke Time- Juniors*	98	96	90
Summer School - Tyke Tyme*	295	178	292
Summer School - Tyke Tyme II*	174	171	63
Summer School - Adventures*	1,274	1,217	2,983
Total	1,841	1,662	3,428



SHEBOYGAN AREA
 SCHOOL DISTRICT
 COMMUNITY RECREATION

Wrestling

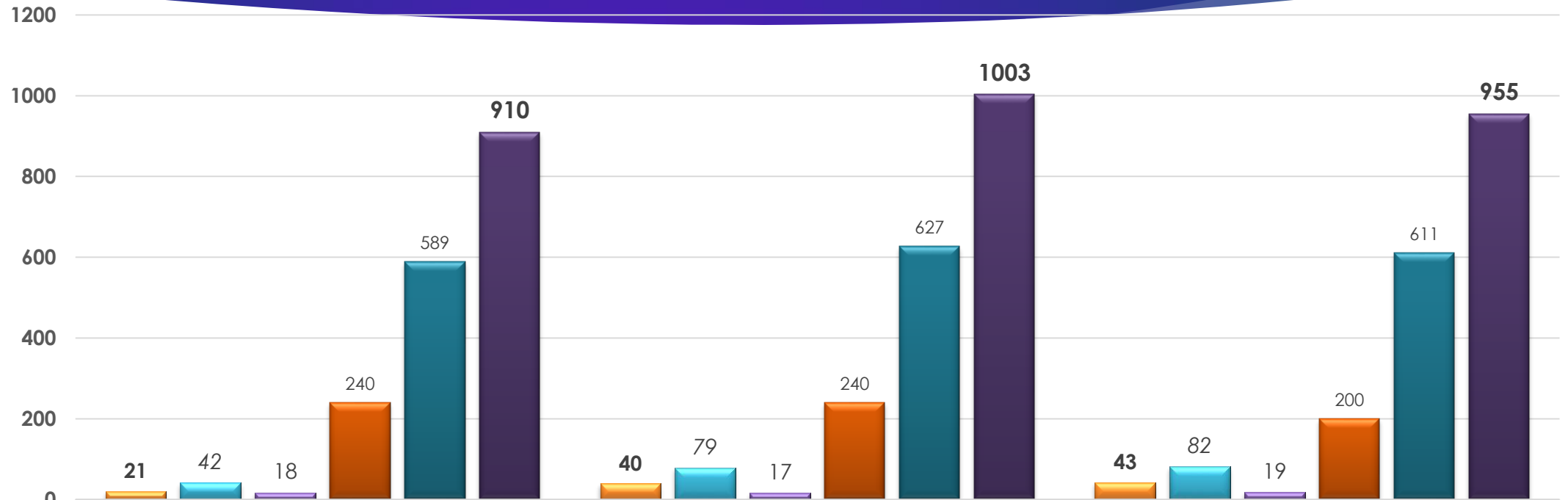
*New summer wrestling camp was added 2023



■ Youth Instruction (Grades K-5)	0	36	11
■ TEAM EXCEL (Grades K-5)	35	44	39
■ CRD Summer Wrestling Camp Grades 3-5, MS/HS			35
■ Total	35	80	85

Adult Activities

*2023-24 numbers only account for enrollment through March 1, 2024

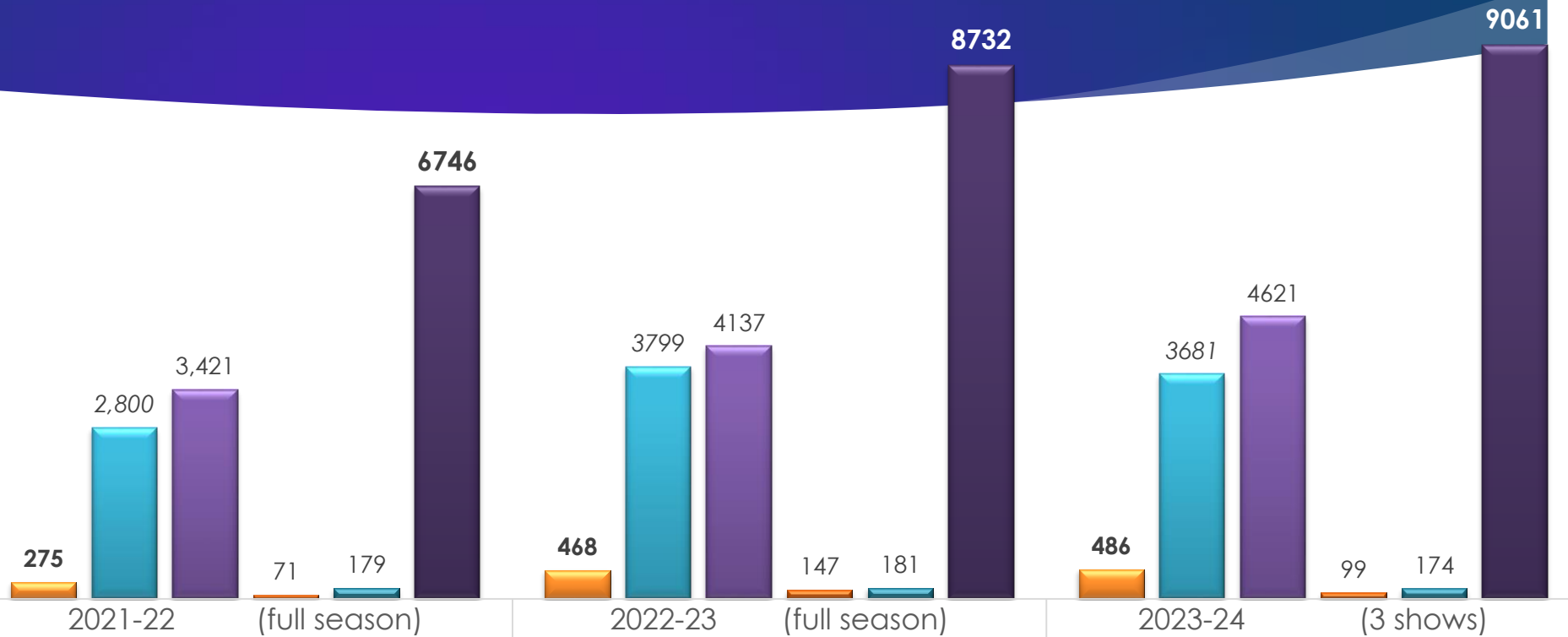


	2021-22	2022-23	2023-24
Painting for Adults	21	40	43
Weaving for Adults	42	79	82
Indoor Ultimate	18	17	19
Open Adult Soccer	240	240	200
Open Adult Volleyball	589	627	611
Total	910	1003	955



Sheboygan Theatre Company

*2023-24 numbers only account for enrollment through March 1, 2024



Season Tickets	275	468	486
Individual Tickets	2,800	3,799	3,681
Attendance	3,421	4,137	4,621
Performers/Musicians	71	147	99
Technicians/Dept Volunteers	179	181	174
Total	6,746	8,732	9,061



Field Maintenance

Field Maintenance April 1 - November 1	<u>2021</u>	<u>2022</u>	<u>2023</u>
Soccer Fields - Times marked	280	228	248
Ball Diamonds - Times prepped	145	185	163
Ball Diamond Conditioner (50# bags)	120	240	280
Fertilizer 19-0-6 WF (40# bags)	300	280	240
Fertilizer 32-0-6 (50# bags)	90	90	80
Top soil (yards)	12	16	8
Diamond marking chalk (60# bags)	80	60	60
Grass Seed (pounds)	500	750	750
Soccer Field Topdressing (tons)	25	161	65
Diamond mix (tons)	12	69	12
Playground Wood Chips (yards)	20	0	69
HS football game/practice fields-times marked	0	34	40
Crumb Rubber Infill (for synthetic fields)			13,500 pounds
Biosolids fertilizer (Sheboygan Wastewater Treatment Plant)			20,000 pounds
Gypsum soil conditioner 50# bags			80 bags



SHEBOYGAN AREA
— SCHOOL DISTRICT —
COMMUNITY RECREATION

Facility and Capital improvement highlights 2023-24

- ▶ Replace upgrade, playgrounds at FOD, Kuehne Court. Phase I completed.



- ▶ Upgrades to the Pigeon River Rec. Center: New exterior sign. Gym improvements: replace gym floor, new ceiling fans, fresh coat of paint, 2 mini-basketball courts with 4 adjustable baskets.
- ▶ New CRD maintenance truck



Top 10 Favorite Facility, Capital improvements and CRD programs over the past 12 Years

- ▶ Horace Mann Tennis Sport Courts
- ▶ Horace Mann LWJ Theatre Speakers
- ▶ Kuehne Court parking lot
- ▶ CRD 14 foot Jacobsen Mower for CRD fields
- ▶ Marquees at Horace Mann, Farnsworth, Urban, Pigeon River and Wilson
- ▶ New Scoreboards and Batting Cages at FOD
- ▶ Hummitszch Astroturf Baseball Field
- ▶ Re-seeded H. Mann fields 2 & 3
- ▶ H. Mann 1 Astroturf Soccer field
- ▶ PRRC Windows, gym floor and baskets
- ▶ Playgrounds to Summer Adventure Transition
- ▶ Special Olympics Basketball Invitational
- ▶ Back to School Basics Transition
- ▶ Fitness Center Community Use/Equipment Repair and Replace
- ▶ SASD/CRD support of STC's 80th to 90th seasons
- ▶ Offering programs during Covid
- ▶ All programs bouncing back from Covid
- ▶ Office relocation and software upgrades
- ▶ Support in SASD buildings for all CRD programs
- ▶ Marketing all CRD programs transition

Plans for 2024-25, 2025-26, 2026-27

- ▶ Grow partnerships; Sheboygan Athletic Club, YMCA, Above and Beyond, Play is Healing.



Sheboygan Diamond
Dawgs Youth Baseball



Plans for the future...

- Assist Sheboygan Theatre Company with performances for their 91st and 92nd seasons at the Leslie W. Johnson Theatre at Horace Mann.
- Maximizing use of artificial turf soccer and baseball fields and new GPS field line painting support for North/South football fields.
- Continue to support SASD with Kidstop/Before and Afterschool Child Care programs for SASD families.
- Training staff and maximizing use of Kidstop before and after care spaces.
- Monitor staff and program expenses and revenues to continue to be fiscally responsible.
- Update all signage at CRD/SASD Facilities to the new SASD/CRD logo.





THE SHEBOYGAN THEATRE COMPANY
Revenues & Expenditures
Jan 1-31, 2024

	Associated Bank - SASD		01/31/2024			Associated Bank - SASD		01/31/2023				
	Sheboygan Public Education Foundation - US Bank		01/31/2024			Sheboygan Public Education Foundation		01/31/2023				
	2023-2024 STC Financials		Budget	Jan	Year to date	Over/(Under)	2022-2023 STC Financials		Budget	Jan	Year to date	Over/(Under)
	Revenue						Revenue					
1	Season Tickets	\$30,000	\$118	\$26,341	(\$3,659)	Season Tickets	\$23,000	\$0	\$25,437	\$2,437		
2	Contributions - Corporate	\$31,526	\$0	\$28,021	(\$3,505)	Contributions - Corporate	\$35,000	\$1,000	\$18,500	(\$16,500)		
3	Contributions - Private	\$10,000	\$450	\$9,257	(\$743)	Contributions - Private	\$10,000	\$2,117	\$9,288	(\$712)		
4	Contributions - Foundation	\$8,000	\$3,000	\$3,000	(\$5,000)	Contributions - Foundation	\$5,000	\$7,500	\$10,500	\$5,500		
5	Program Advertising - Other Misc.	\$4,548	\$180	\$2,470	(\$2,078)	Program Advertising - Other Misc.	\$12,749	\$7,672	\$12,959	\$210		
6	Studio Players	\$6,000	\$1,015	\$5,795	(\$205)	Studio Players	\$6,000	\$340	\$627	(\$5,373)		
7	July 4th - Fountain Park	\$3,000	\$0	\$3,000	\$0	July 4th - Fountain Park	\$2,500	\$0	\$2,500	\$0		
8	The Little Mermaid	\$16,000	\$0	\$22,124	\$6,124	Sister Act	\$10,500	\$0	\$17,879	\$10,130		
9	A Christmas Carol	\$16,000	\$0	\$18,081	\$2,081	The Best Christmas Pageant Ever	\$15,500	\$0	\$15,337	(\$163)		
10	Into the Woods	\$7,800	\$2,936	\$3,948	(\$3,852)	Brighton Beach Memoirs	\$3,800	\$595	\$654	(\$3,146)		
11	Rent	\$16,000	\$59	\$577	(\$15,423)	Crazy for You	\$15,500	\$0	\$474	(\$15,026)		
12	Education Outreach	\$500	\$0	\$0	(\$500)	Education Outreach	\$4,000	\$0	\$0	(\$4,000)		
13	Fundraisers	\$20,000	\$0	\$15,724	(\$4,276)	Fundraisers	\$9,000	\$0	\$8,073	(\$927)		
14	Total Revenue	\$169,374	\$7,758	\$138,339	(\$31,035)	Total Revenue	\$152,549	\$19,224	\$122,228	(\$27,570)		
Expense												
1	Non-Related Production Expenses	\$68,848	\$6,597	\$48,949	(\$19,899)	Non-Related Production Expenses	\$58,565	\$10,665	\$39,293	(\$19,272)		
2	Studio Players	\$3,227	\$0	\$2,167	(\$1,060)	Studio Players	\$3,031	\$170	\$2,160	(\$871)		
3	July 4th - Fountain Park	\$1,325	\$0	\$1,231	(\$94)	July 4th - Fountain Park	\$848	\$0	\$625	(\$223)		
4	General Production/Operations	\$3,248	\$293	\$1,761	(\$1,487)	General Production/Operations	\$5,043	\$0	\$1,381	(\$3,662)		
5	The Little Mermaid	\$25,668	\$0	\$25,733	\$65	Sister Act	\$25,217	\$0	\$24,813	(\$404)		
6	A Christmas Carol	\$13,118	\$0	\$12,311	(\$807)	The Best Christmas Pageant Ever	\$13,317	\$0	\$10,796	(\$2,521)		
7	Into the Woods	\$25,175	\$2,266	\$8,170	(\$17,005)	Brighton Beach Memoirs	\$13,641	\$1,682	\$1,682	(\$11,959)		
8	Rent	\$25,565	\$220	\$7,098	(\$18,467)	Crazy for You	\$28,800	\$0	\$111	(\$28,689)		
9	Education Outreach	\$0	\$0	\$0	\$0	Education Outreach	\$1,500	\$0	\$0	(\$1,500)		
10	Fundraisers	\$3,200	\$57	\$1,898	(\$1,302)	Fundraisers	\$2,587	\$0	\$1,804	(\$784)		
11	Total Expense	\$169,374	\$9,433	\$109,319	(\$60,055)	Total Expense	\$152,549	\$12,517	\$82,664	(\$69,885)		
12	Revenue over/(under) Expend.	\$0	(\$1,675)	\$29,020	(\$29,020)	Revenue over/(under) Expend.	\$0	\$6,707	\$39,563	\$42,315		



Sheboygan Area School District
Recreation Department
Revenues & Expenditures
Jan 1-31, 2024

	2022-23 Annual Budget	2022-23 FYTD Activity	2022-23 FYTD % of Budget	2022-23 Fiscal Year End	2023-24 Annual Budget	2023-24 FYTD Activity	2023-234 FYTD % of Budget
REVENUES							
211 Property Taxes	\$1,356,528	\$1,356,528	100%	\$1,356,528	\$1,356,528	\$1,356,528	100%
264 Surplus Property Sale	\$0	\$0	0%	\$0	\$0	\$0	0%
272 User Fees	\$319,605	\$192,949	60%	\$386,174	\$345,220	\$174,816	51%
280 Interest on Investment	\$50	\$6,833	13667%	\$26,080	\$22,000	\$15,301	70%
291 Gifts	\$0	\$80	0%	\$110	\$0	\$70	0%
293 Rentals	\$50	\$0	0%	\$0	\$0	\$0	0%
299 Miscellaneous	\$0	\$0	0%	\$0	\$0	\$0	0%
730 Esser II/Kidstop	\$603,674	\$33,697	6%	\$603,660	\$626,309	\$28,565	5%
861 Equipment Sale	\$0	\$0	0%	\$700	\$0	\$0	0%
878 Capital Lease	\$0	\$0	0%	\$0	\$0	\$0	0%
TOTAL REVENUE	\$2,279,907	\$1,590,087	70%	\$2,373,252	\$2,350,057	\$1,575,280	67%
EXPENDITURES							
165 Esser II/Kidstop	\$603,674	\$262,941	44%	\$603,660	\$626,309	\$332,079	53%
200 000 Support Services							
100 Salaries	\$142,762	\$84,444	59%	\$156,721	\$156,763	\$91,442	58%
200 Benefits	\$87,657	\$36,043	41%	\$55,290	\$80,124	\$34,185	43%
300 Purchased Services	\$195,087	\$40,689	21%	\$64,883	\$293,092	\$76,269	26%
400 Non-Capital Objects	\$83,353	\$45,209	54%	\$78,208	\$81,137	\$22,395	28%
500 Capital Objects	\$750	\$0	0%	\$0	\$750	\$0	0%
600 Principal	\$0	\$0	0%	\$2,392	\$0	\$0	0%
700 Insurance	\$14,690	\$0	0%	\$11,000	\$14,690	\$0	0%
Total Support Services	\$524,299	\$206,384	39%	\$368,494	\$626,556	\$224,292	36%
300 000 Community Services							
100 Salaries	787,759	\$491,924	62%	\$853,465	\$822,358	\$525,790	64%
200 Benefits	\$214,548	\$112,503	52%	\$187,716	\$224,262	\$130,478	58%
300 Purchased Services	\$132,277	\$56,479	43%	\$97,405	\$102,487	\$62,597	61%
400 Non-Capital Objects	\$100,088	\$25,824	26%	\$56,828	\$82,756	\$27,086	33%
500 Capital Objects	\$125,524	\$47,069	37%	\$93,654	\$63,792	\$104,811	164%
900 Other Objects	\$26,600	\$12,307	46%	\$23,727	\$25,000	\$9,881	40%
Total Community Services	\$1,386,796	\$746,107	54%	\$1,312,794	\$1,320,655	\$860,643	65%
Other Objects	\$2,537	\$0	0%	\$0	\$2,537	\$0	0%
Non-Program Transactions	\$2,537	\$0	0%	\$0	\$2,537	\$0	0%
TOTAL EXPENDITURES	\$1,913,632	\$952,492	50%	\$1,681,288	\$1,949,748	\$1,084,935	56%
NET SURPLUS/(DEFICIT)	366,275	637,595		691,964	400,309	490,345	

SASD Facility Financial Rental Permit Report: February 2024

School	Facility	Permit Date(s)	Time	Hours	Organization	Purpose	Fee
Longfellow Elementary School	Gym	2/23/2024	6pm-9pm	3	Community Alliance Church	Volleyball & Basketball Open Gym	\$128.00
North High School	Field House	11/26/2023	7:50pm-12am	4.17	Sheboygan Hmong Mutual Assistance Association	Hmong New Year (Contract Cleaners)	\$203.32
North High School	Field House	October 5, 2023 – April 14, 2024	8:15am – 1:30pm	126	Sheboygan Soccer League	Indoor Soccer League	\$988.09 (Final Payment)
South High School	Field House	October 5, 2023 – April 14, 2024	8:15am – 1:30pm	126	Sheboygan Soccer League	Indoor Soccer League	\$970.81 (Final Payment)

2023-2024 FISCAL YEAR TO DATE REVENUES		2022-23 FISCAL YEAR TO DATE REVENUES	
July 2023	\$89.68	July 2022	\$0
August 2023	\$1,608.75	August 2022	\$2,547.50
September 2023	\$1,879.60	September 2022	\$0
October 2023	\$5,200.00	October 2022	\$0
November 2023	\$6,433.85	November 2022	\$3,750.10
December 2023	\$4,970.12	December 2022	\$253.85
January 2024	\$3,078.75	January 2023	\$2,755.30
February 2024	\$2,290.22	February 2023	\$3,704.81
Total Revenues Year to Date	\$25,550.97	Total Revenues Year to Date	\$13,011.56
March 2024	\$0	March 2023	\$1,665.34
April 2024	\$0	April 2023	\$5,045.68
May 2024	\$0	May 2023	\$624.63
June 2024	\$0	June 2023	\$2,759.90
Total Revenues	\$25,550.97	Total Revenues	\$23,107.11